

UNIVERSITY OF  
MARYLAND

EXTENSION

*Solutions in your community*

# Managing a first year pasture planting

**David Gordon**  
**Extension Educator**  
**UME-Montgomery**  
**County**



---

*The University of Maryland Extension programs are open to all citizens and will not discriminate against anyone because of race, age, sex, color, sexual orientation, physical or mental disability, religion, ancestry, national origin, marital status, genetic information, political affiliation, and gender identity or expression.*

# 1<sup>st</sup> and biggest rule!



# To put it nicely



# Why is this so important?



# Why is this so important?



# Can I use it at all?



- You can make hay.

# Clipping

**CHUCK NORRIS DOESN'T MOW HIS  
LAWN**



# How do I know when they can use it?

- 10-12 inch cycles
- Tug Test





# I can finally use it!

- Tools to help insure success!
  - Fertilize
  - Weed Management
    - Clipping
    - Dragging
  - Animal Stocking Rates
  - Sacrifice Lots
  - Rotationally Graze



# Dragging



# Dragging



# Stocking Rates

- Horses are grazers and typically roam over large tracks of land.
- 2 acres per horse.
- Stocking Rates can go up or down with management style.

# Wet = Bad



# Wet = Bad



# Sacrifice Lots

- A sacrifice lot is a small nongrazable paddock or exercise lot for your horses. It requires little maintenance and can be used whenever your pastures are muddy, overgrazed; or under renovation.

# Sacrifice Lots

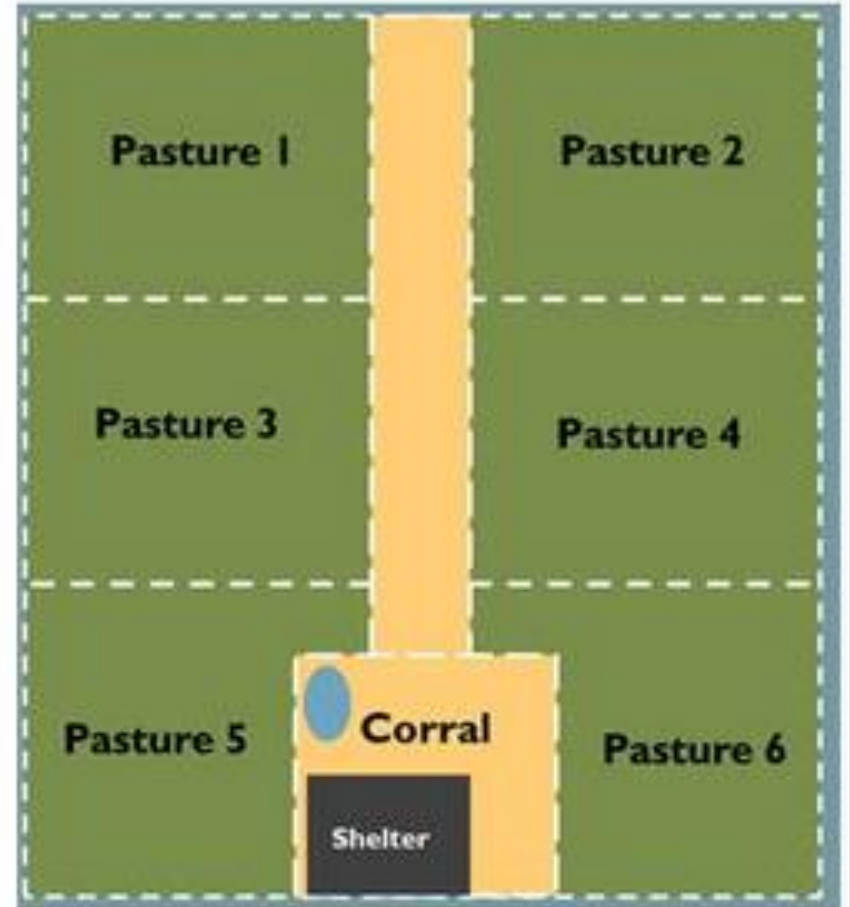
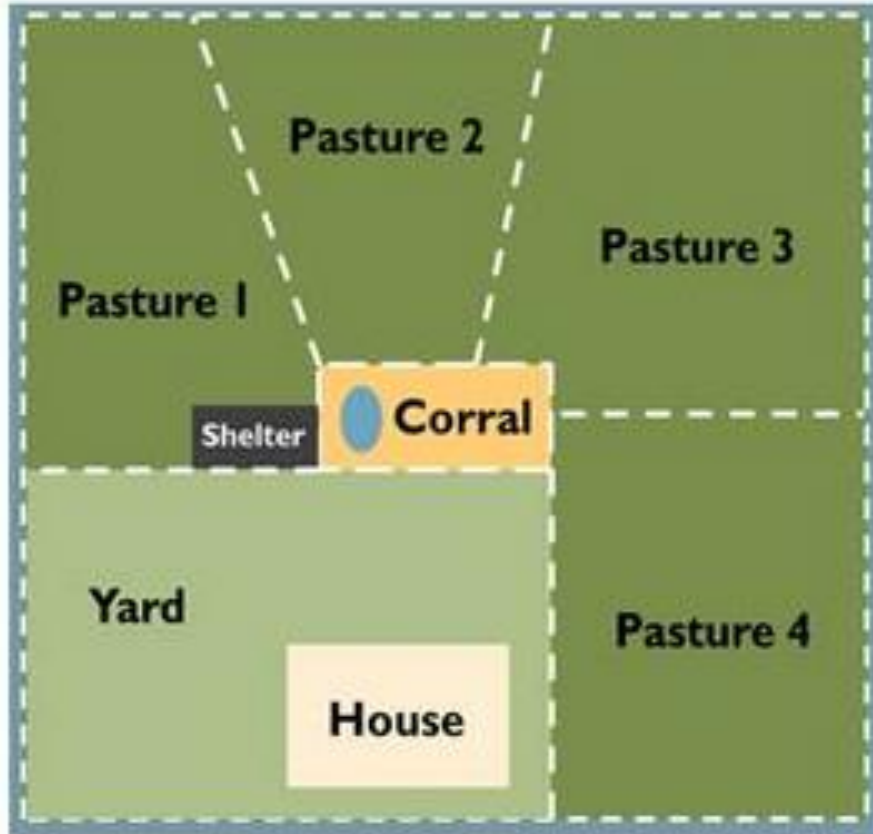




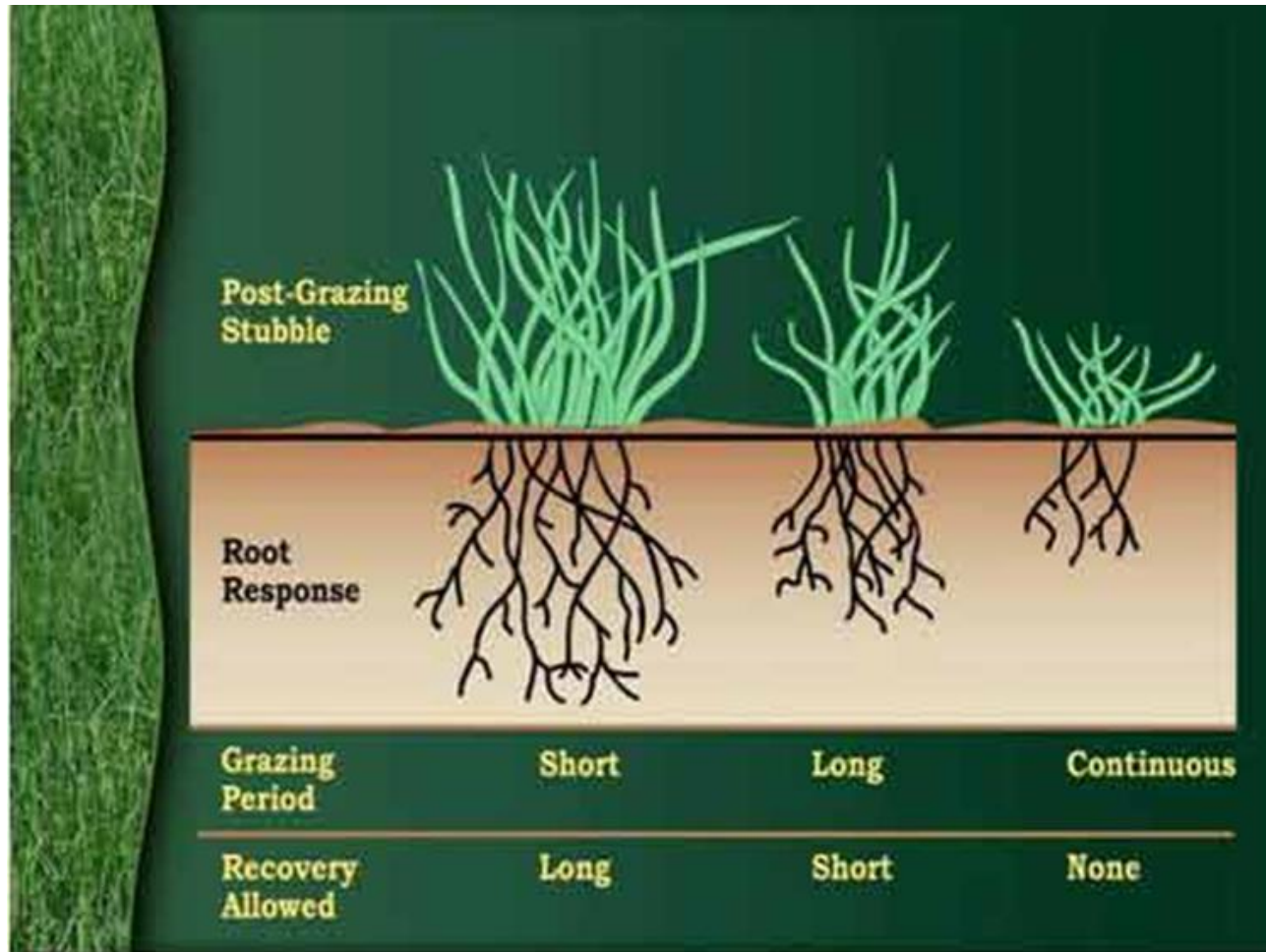
# Rotational Grazing

- the shifting of livestock to different units of a pasture or range in regular sequence to permit the recovery and growth of the pasture plants after grazing.

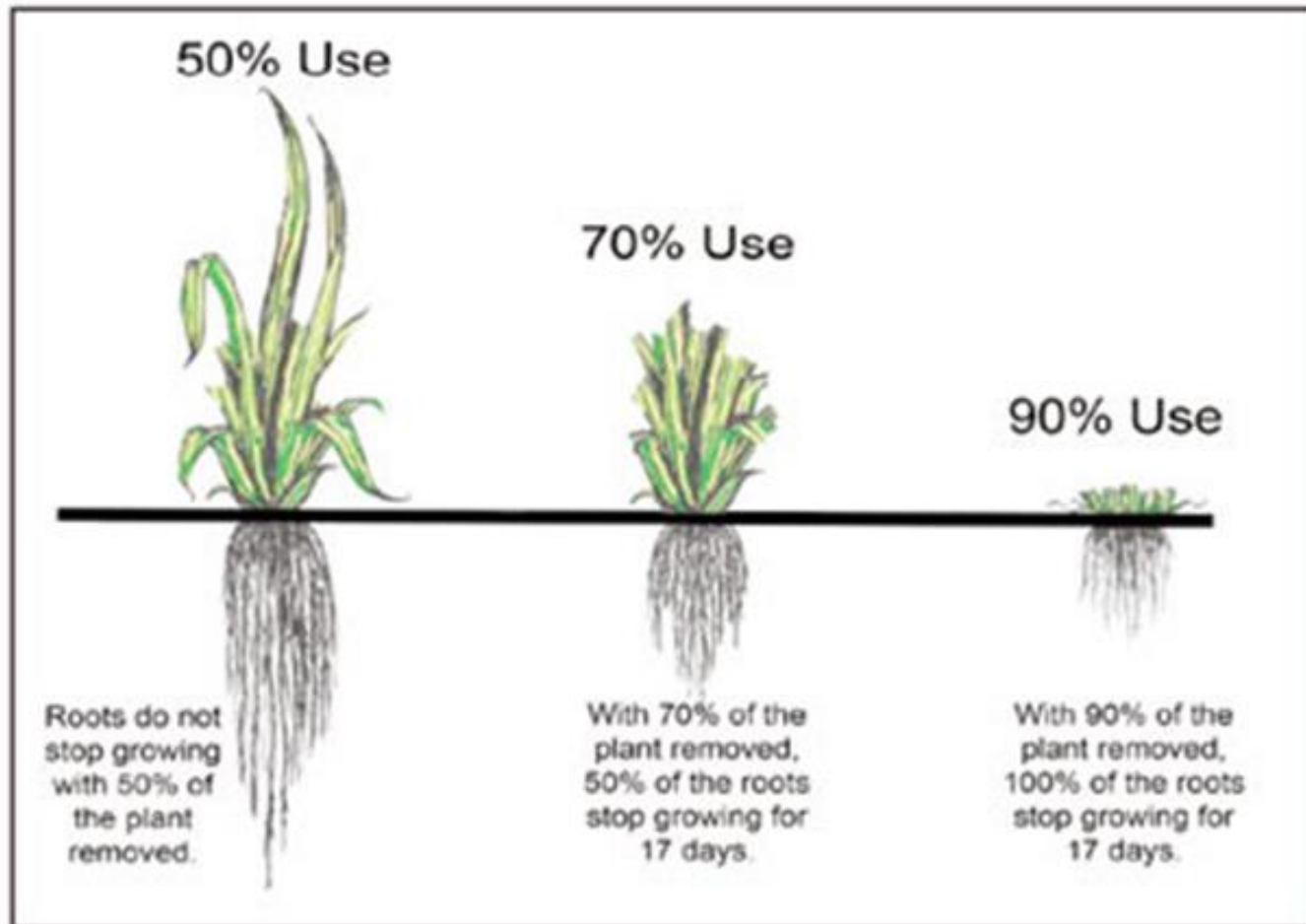
# Rotational Grazing



# Benefits of rotational grazing



# Benefits of rotational grazing



# Questions?

David Gordon  
(301) 590-2813  
dgordon3@umd.edu

